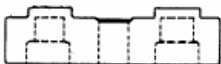



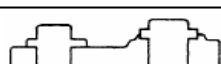




TECH TIP

GM – Compressor Sealing Washers

Section 1 - HOSE BLOCKS INSERTS				
Column A	Compressor Suction Port Size	Column B		Column C
Hose Block Side View		Suction Seal Washer 5/8"	3/4"	Discharge Seal Washer 5/8"
 1. Flat Face Hose Block with 4mm Pilots	5/8"	C	---	E/ S
	3/4"	B	---	E/ S
 2. Flat Face Hose Block with No Pilots	5/8"	C/S	---	E/ L
	3/4"	B/S	---	---
 3. Raised Face Hose Block with 7mm Pilots	5/8"	D	---	F
	3/4"	B	A	E or F
 4. Step Hose Block with 7mm Pilots	5/8"	D	---	D
	3/4"	---	A	D
 5. Step Hose Block with Tube Pilot	5/8"	G	---	G
	3/4"	---	---	---

Section 2 - PILOT INSERTS	
 S Small	FA by FS Part No.: 24359 Large Diameter: 16.0 mm (.63 in) Overall Length: 7.1 mm (.28 in) Small Diameter: 12.9 mm (.51 in)
 L Large	FA by FS Part No.: 24360 Large Diameter: 16.0 mm (.63 in) Overall Length: 11.4mm (.45 in) Small Diameter: 12.9 mm (.51 in)



NOTE:








- 1) Compare the side view of the hose manifold to the diagrams in Section 1 Column A.
- 2) Select the diagram that matches the hose manifold.
- 3) Determine the size of the pilot holes (SUCTION and DISCHARGE) on the manifold hose assembly. The Size of the pilot holes will be either 5/8" or 3/4".
- 4) The letter indicating the correct sealing washer is listed with the correct pilot insert letter size.
- 5) The sealing washer diagram is Section 3.
- 6) Using the diameter of the pilot, determine the correct SUCTION sealing washer and pilot insert (Column B).
- 7) Using the diameter of the pilot holes, determine the correct DISCHARGE sealing washer and pilot insert (Column C).
- 8) Remove the proper insert and washer from the kit.
- 9) DO NOT lubricate washers; install dry.
- 10) Install the sealing washer and pilot insert (if needed) onto the manifold block fitting.
- 11) Inserts must be fully seated, and sealing washers must be bottomed out against the block surface.
- 12) Install manifold block to compressor. A small space between manifold and compressor is normal. Torque Bolt to 25 ft/lbs.

IMPORTANT:

All sealing surfaces must be lint and dirt free.

Refer to chart on next page for washer kit information

TECH TIP

Section 3 - Sealing Washers								
	FA by FS Part No.: 24354							
	<table style="width: 100%; border-collapse: collapse;"> <tr> <td style="padding: 2px;">Edge Color:</td> <td style="padding: 2px;">Metal</td> </tr> <tr> <td style="padding: 2px;">Thickness:</td> <td style="padding: 2px;">1.3mm (.05 in)</td> </tr> <tr> <td style="padding: 2px;">Outside Diameter:</td> <td style="padding: 2px;">31.5mm (1.24 in)</td> </tr> <tr> <td style="padding: 2px;">Inside Diameter:</td> <td style="padding: 2px;">17.5mm (.69 in)</td> </tr> </table>	Edge Color:	Metal	Thickness:	1.3mm (.05 in)	Outside Diameter:	31.5mm (1.24 in)	Inside Diameter:
Edge Color:	Metal							
Thickness:	1.3mm (.05 in)							
Outside Diameter:	31.5mm (1.24 in)							
Inside Diameter:	17.5mm (.69 in)							
	FA by FS Part No.: 24358							
	<table style="width: 100%; border-collapse: collapse;"> <tr> <td style="padding: 2px;">Edge Color:</td> <td style="padding: 2px;">Yellow</td> </tr> <tr> <td style="padding: 2px;">Thickness:</td> <td style="padding: 2px;">3.0mm (.12 in)</td> </tr> <tr> <td style="padding: 2px;">Outside Diameter:</td> <td style="padding: 2px;">33.2mm (1.31 in)</td> </tr> <tr> <td style="padding: 2px;">Inside Diameter:</td> <td style="padding: 2px;">15.5mm (.61 in)</td> </tr> </table>	Edge Color:	Yellow	Thickness:	3.0mm (.12 in)	Outside Diameter:	33.2mm (1.31 in)	Inside Diameter:
Edge Color:	Yellow							
Thickness:	3.0mm (.12 in)							
Outside Diameter:	33.2mm (1.31 in)							
Inside Diameter:	15.5mm (.61 in)							
	FA by FS Part No.: 24353							
	<table style="width: 100%; border-collapse: collapse;"> <tr> <td style="padding: 2px;">Edge Color:</td> <td style="padding: 2px;">Black</td> </tr> <tr> <td style="padding: 2px;">Thickness:</td> <td style="padding: 2px;">3.0mm (.12 in)</td> </tr> <tr> <td style="padding: 2px;">Outside Diameter:</td> <td style="padding: 2px;">27.9mm (1.10 in)</td> </tr> <tr> <td style="padding: 2px;">Inside Diameter:</td> <td style="padding: 2px;">15.5mm (.61 in)</td> </tr> </table>	Edge Color:	Black	Thickness:	3.0mm (.12 in)	Outside Diameter:	27.9mm (1.10 in)	Inside Diameter:
Edge Color:	Black							
Thickness:	3.0mm (.12 in)							
Outside Diameter:	27.9mm (1.10 in)							
Inside Diameter:	15.5mm (.61 in)							
	FA by FS Part No.: 24355							
	<table style="width: 100%; border-collapse: collapse;"> <tr> <td style="padding: 2px;">Edge Color:</td> <td style="padding: 2px;">Metal</td> </tr> <tr> <td style="padding: 2px;">Thickness:</td> <td style="padding: 2px;">1.2mm (.05 in)</td> </tr> <tr> <td style="padding: 2px;">Outside Diameter:</td> <td style="padding: 2px;">27.9mm (1.10 in)</td> </tr> <tr> <td style="padding: 2px;">Inside Diameter:</td> <td style="padding: 2px;">15.5mm (.61 in)</td> </tr> </table>	Edge Color:	Metal	Thickness:	1.2mm (.05 in)	Outside Diameter:	27.9mm (1.10 in)	Inside Diameter:
Edge Color:	Metal							
Thickness:	1.2mm (.05 in)							
Outside Diameter:	27.9mm (1.10 in)							
Inside Diameter:	15.5mm (.61 in)							
	FA by FS Part No.: 24357							
	<table style="width: 100%; border-collapse: collapse;"> <tr> <td style="padding: 2px;">Edge Color:</td> <td style="padding: 2px;">Green</td> </tr> <tr> <td style="padding: 2px;">Thickness:</td> <td style="padding: 2px;">5.5mm (.22 in)</td> </tr> <tr> <td style="padding: 2px;">Outside Diameter:</td> <td style="padding: 2px;">29.9mm (1.18 in)</td> </tr> <tr> <td style="padding: 2px;">Inside Diameter:</td> <td style="padding: 2px;">15.5mm (.61 in)</td> </tr> </table>	Edge Color:	Green	Thickness:	5.5mm (.22 in)	Outside Diameter:	29.9mm (1.18 in)	Inside Diameter:
Edge Color:	Green							
Thickness:	5.5mm (.22 in)							
Outside Diameter:	29.9mm (1.18 in)							
Inside Diameter:	15.5mm (.61 in)							
	FA by FS Part No.: 24356							
	<table style="width: 100%; border-collapse: collapse;"> <tr> <td style="padding: 2px;">Edge Color:</td> <td style="padding: 2px;">Red</td> </tr> <tr> <td style="padding: 2px;">Thickness:</td> <td style="padding: 2px;">3.8mm (.15 in)</td> </tr> <tr> <td style="padding: 2px;">Outside Diameter:</td> <td style="padding: 2px;">29.9mm (1.18 in)</td> </tr> <tr> <td style="padding: 2px;">Inside Diameter:</td> <td style="padding: 2px;">15.5mm (.61 in)</td> </tr> </table>	Edge Color:	Red	Thickness:	3.8mm (.15 in)	Outside Diameter:	29.9mm (1.18 in)	Inside Diameter:
Edge Color:	Red							
Thickness:	3.8mm (.15 in)							
Outside Diameter:	29.9mm (1.18 in)							
Inside Diameter:	15.5mm (.61 in)							
	FA by FS Kit Part No.: N/S							
	<table style="width: 100%; border-collapse: collapse;"> <tr> <td style="padding: 2px;">Edge Color:</td> <td style="padding: 2px;">Metal</td> </tr> <tr> <td style="padding: 2px;">Thickness:</td> <td style="padding: 2px;">1.2mm (.05 in)</td> </tr> <tr> <td style="padding: 2px;">Outside Diameter:</td> <td style="padding: 2px;">23.6mm (.93 in)</td> </tr> <tr> <td style="padding: 2px;">Inside Diameter:</td> <td style="padding: 2px;">15.5mm (.61 in)</td> </tr> </table>	Edge Color:	Metal	Thickness:	1.2mm (.05 in)	Outside Diameter:	23.6mm (.93 in)	Inside Diameter:
Edge Color:	Metal							
Thickness:	1.2mm (.05 in)							
Outside Diameter:	23.6mm (.93 in)							
Inside Diameter:	15.5mm (.61 in)							